



PORTADOWN CREDIT UNION

# EASTER

• BOOKLET •






NAME: \_\_\_\_\_

AGE: \_\_\_\_\_

# EASTER COUNT

**Instructions:** Count each item, then tally them into the boxes below. Flip page for answers










Answers: Carrot = 5, Egg = 3, Basket = 3, Bunny = 3, Chick = 3

# DRAW YOUR OWN EASTER EGG

USE COLOURS, LINES, SQUIGGLES TO DRAW YOUR OWN  
BEAUTIFUL EASTER EGG





# WORD SCRAMBLE

Direction: Unscramble the words below and write the answer on the lines.

Turn page upside down to reveal answers

1. UNNYB \_\_\_\_\_

2. BSKTEA \_\_\_\_\_

3. GGES \_\_\_\_\_

4. RROTCA \_\_\_\_\_

5. TEASRE \_\_\_\_\_


6. LATECHOCO \_\_\_\_\_


7. WLFOERS \_\_\_\_\_

8. BBAY KCIHC \_\_\_\_\_

Answers: 1. Bunny, 2. Basket, 3. Eggs, 4. Carrot, 5. Easter, 6. Chocolate,  
7. Flowers, 8. Baby Chick

# Easter Colouring





# EASTER


## Word Search




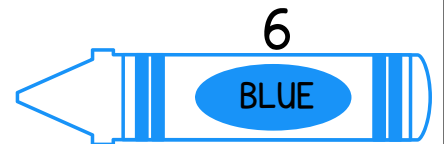
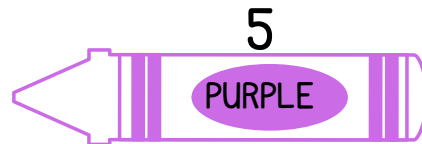
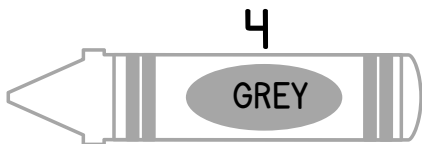
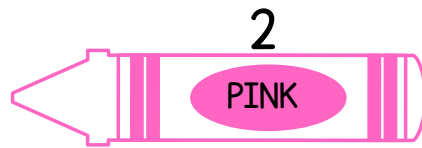

B A S K E T D A S F C  
 U Z I Y V X S J D C H  
 N P D B N H U N T A O  
 N C A N D Y N J T R C  
 Y Q E G G S D G I R O  
 G R A S S J A R B O L  
 O A S X O O Y E B T A  
 M B T C H I C K A Z T  
 K B E F L O W E R S E  
 E A R S A P R I L L A

- BASKET
- BUNNY
- EARS
- EASTER
- GRASS
- CARROT
- EGGS
- APRIL
- CHICK
- HUNT
- RABBIT
- FLOWERS
- CHOCOLATE
- SUNDAY
- CANDY

FLIP PAGE FOR ANSWERS


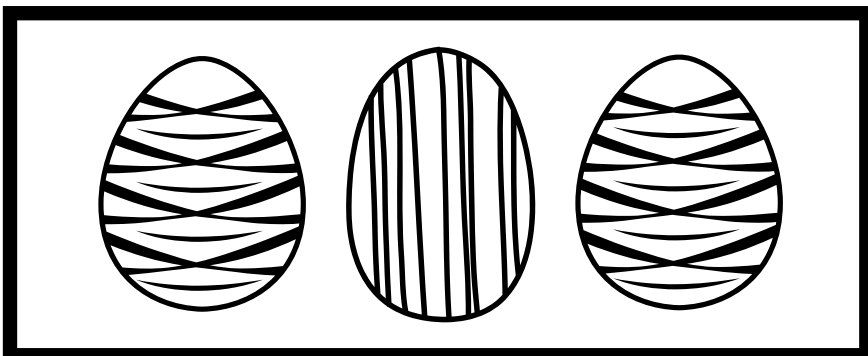








# COLOUR GUIDE



# EASTER PATTERNS

Continue the pattern  
by decorating the  
next egg in each row.







# Subtraction



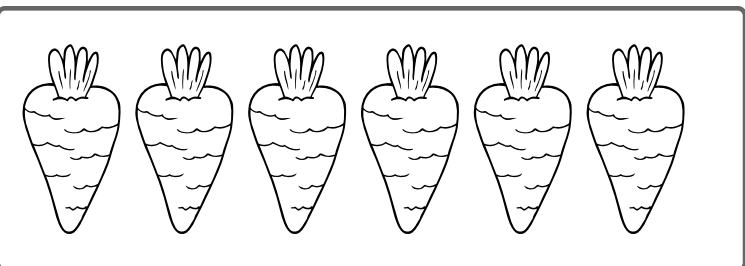
Write the answer inside the box  
then colour.




$$5 - 2 =$$



$$7 - 4 =$$



$$6 - 1 =$$



$$9 - 3 =$$

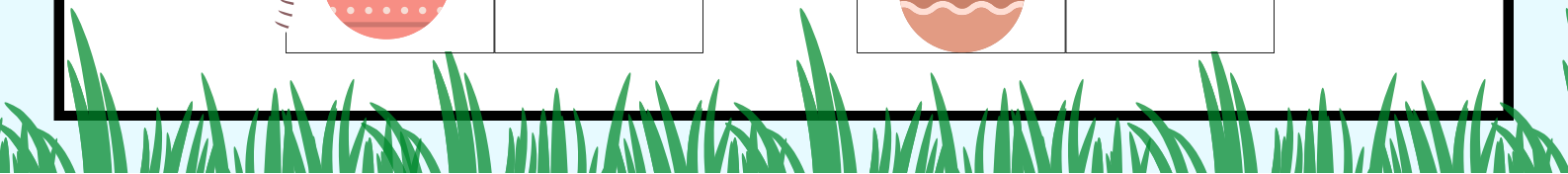

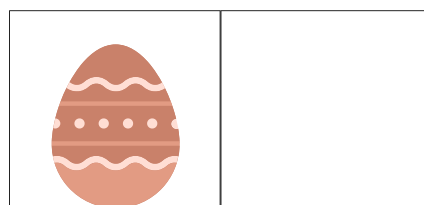
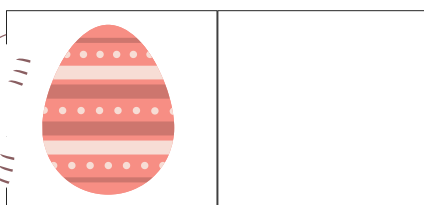
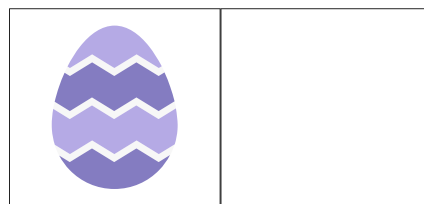
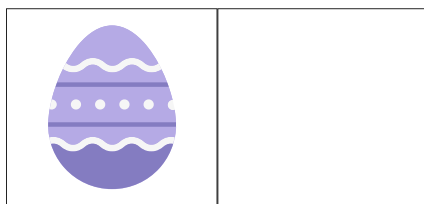

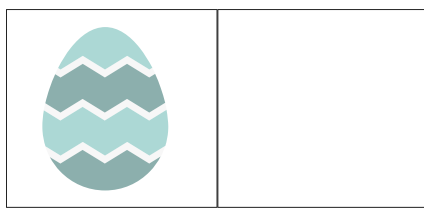


$$3 - 3 =$$

# Easter Egg Hunt

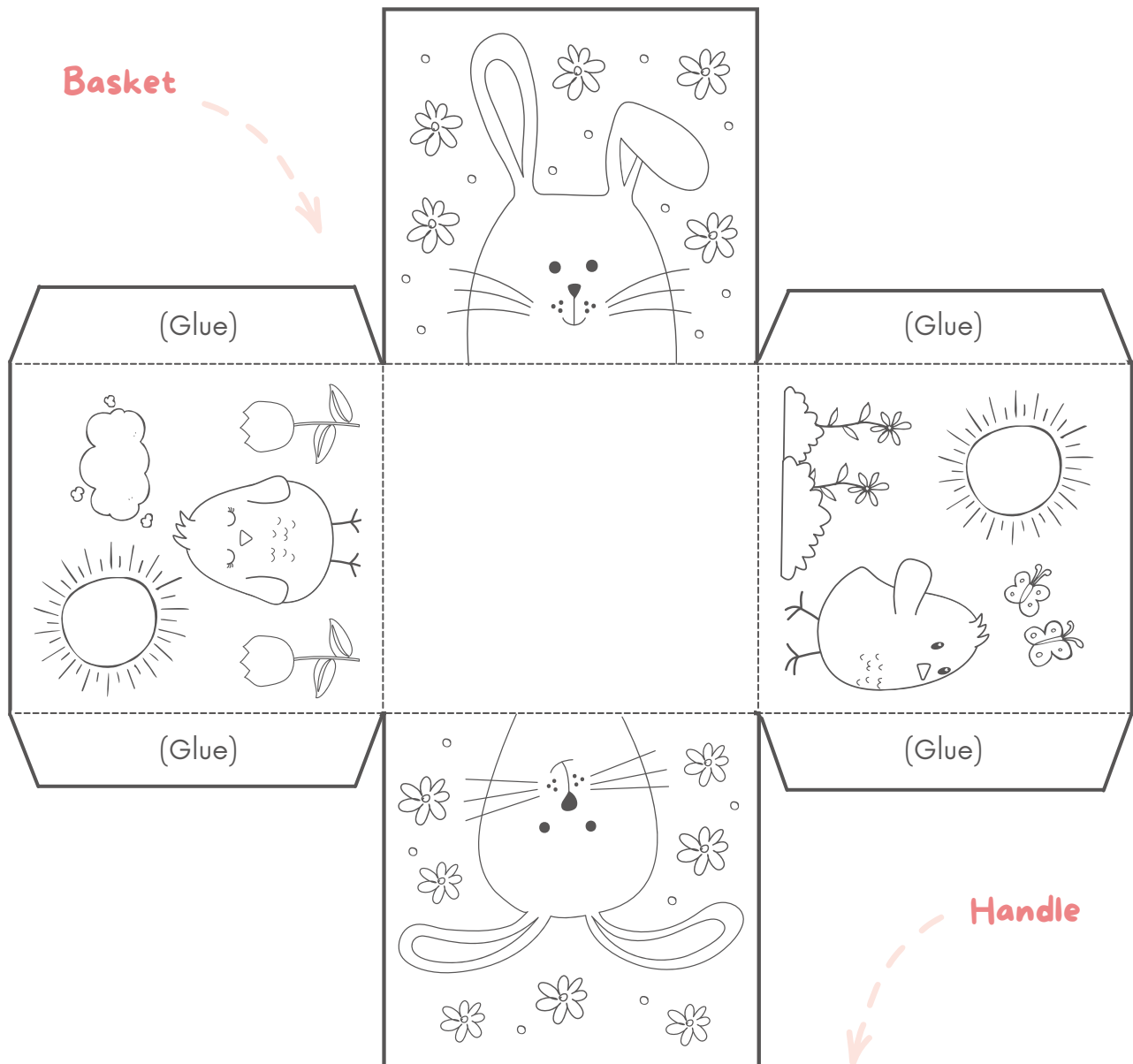


*How many of each egg can you count?*




# Make an Easter Basket!

1. Colour the drawings.
2. Cut the basket by following the solid lines.
3. Then, fold following the dotted lines.
4. Glue the sides of the basket together.
5. Then, staple the handle to the basket. (Be careful!)
6. Fill your basket with Easter goodies!



Happy Easter!

# Easter Mindfulness



---

# EASTER

---


# CONNECT THE DOTS


---



The picture is of a:

# EASTER COLOURING





Happy  
Easter  
from PCU

