



PORTADOWN CREDIT UNION

HALLOWEEN ACTIVITY BOOKLET

NAME: _____

AGE: _____

DATE: _____



FOR HALLOWEEN I WILL BE

Write a paragraph about what you will be for Halloween and how you plan to spend the day.

This image shows a single sheet of white paper with horizontal ruling lines. The lines are evenly spaced and run across the width of the page. There are no margins, text, or other markings on the paper.

A dark purple border decorated with various Halloween motifs including orange pumpkins, grey skulls, white bones, orange spiders, and white spider webs. The text is centered in a white rectangular area.

DRAW YOUR HALLOWEEN
COSTUME FOR THIS YEAR

HALLOWEEN

COLORING



HALLOWEEN

Unscramble the Halloween words below. If you're stuck- turn the page upside down for answers.



WHICT

KPUIMN

TUANH

OSHTG

UCTOMES


CIRKT

PMAEVIR

LBKAC ATC

Halloween

Vocabulary Worksheet: Fill in the missing letters.
If you're stuck- turn the page upside down for answers.




S_UL_



B__OM



SP_DER_EB



T_MB_T_NE



G_O_T



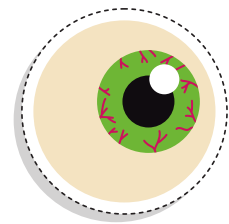
P_MPK_N




C_NDL_



H__NTE_H__SE



E_E



C_U_D_ON




_OS_U_E



S__ETS

SKULL, BROOM, SPIDERWEB, TOMBSTONE, GHOST, PUMPKIN, CANDLE, HAUNTED HOUSE, EYE, CAULDRON, COSTUME, SWEETS



Find-a-word

HALLOWEEN



H	A	B	W	Y	Y	K	O	O	P	S
B	A	C	D	X	H	N	H	N	D	L
Z	O	L	S	P	C	F	A	Q	E	U
G	T	D	L	R	T	M	L	A	K	F
L	F	J	B	O	I	E	U	N	C	M
P	U	Q	U	Y	W	T	R	G	I	O
A	N	V	T	X	H	E	S	V	R	V
E	K	R	H	A	T	R	E	A	T	I
O	A	W	I	G	M	I	Y	N	R	E
P	U	S	T	E	E	W	S	D	Y	S
H	S	O	C	T	O	B	E	R	C	H

Word list:

1. Halloween
2. Spooky
3. Trick
4. Treat
5. October
6. Fun
7. Witch
8. Movies
9. Sweets
10. Party

Flip page for answers


H	C	R	E	B	O	C	O	S	H
S	Y	D	S	W	E	E	S	U	P
E	R	N	Y	I	W	G	I	W	O
I	T	A	E	R	T	A	H	R	K
V	R	V	S	E	H	X	T	V	N
O	I	G	T	R	W	Y	U	O	U
W	C	N	U	E	I	O	B	J	F
F	K	A	L	W	T	R	L	D	T
U	E	O	A	F	C	P	S	L	O
L	D	N	H	N	H	X	D	C	A
S	P	O	O	K	Y	Y	W	B	A

Pumpkin Emotions


Below are four pumpkins, create faces for each to demonstrate the emotion shown. When finished, color your pumpkins.




Happy




Sad



Angry



Surprised



SPOOKY MATHS

Score: ____ /8

Instructions: Look at the key, then resolve the spooky maths problems!






1.  +  =

2.  +  =

3.  +  =


4.  -  =

5.  -  -  =

6.  -  -  =

7.  +  -  +  =

8.  +  +  -  =



SPOOKY MATHS

Instructions: Look at the key, then resolve the spooky maths problems!

1  x  =

2  x  =

3  x  =

4  x  =

5  x  =

6  x  =

7  x  =

8  x  =

9  x  =

10  x  =







Halloween

Coloring



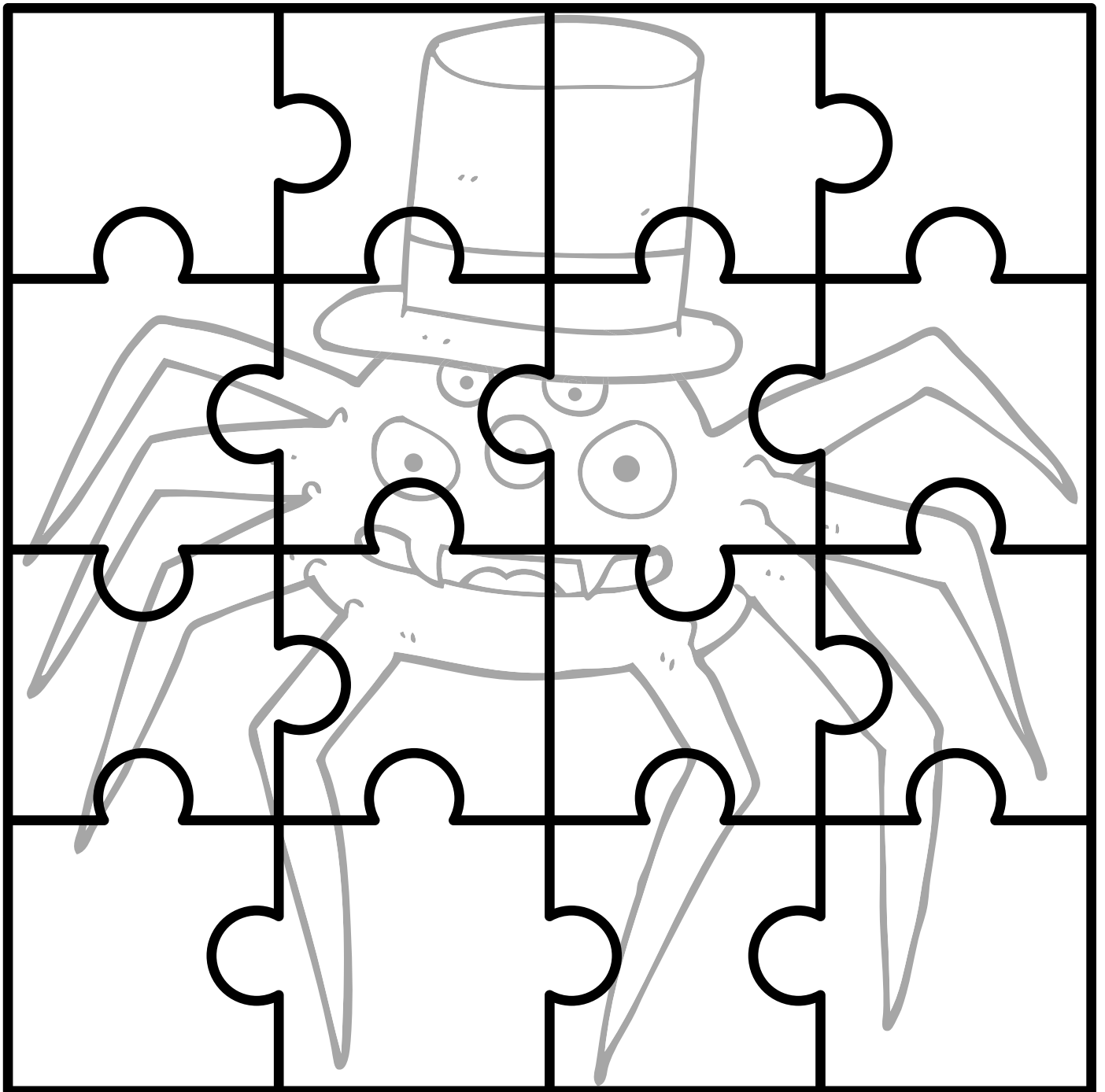
HALLOWEEN SHADOWS


Draw a line to match the shadow of these Halloween items.



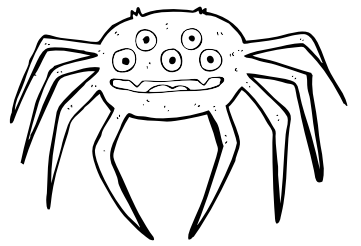
HALLOWEEN JIGSAW

Instructions: Colour in the picture, then cut around the pieces. Ask a friend or family member if they can put your puzzle back together.








HAPPY



HALLOWEEN



FROM PCU

